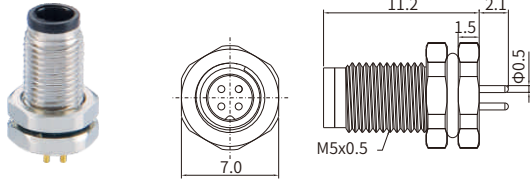


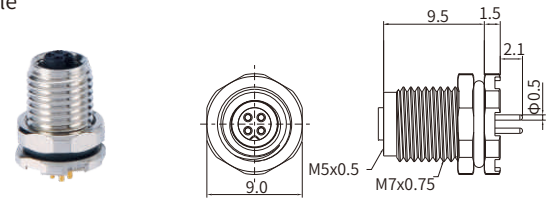
M5 Sensor and Actuator

M5 Straight Connector, Panel Mount, PCB Type, Front fastened

Male



Female



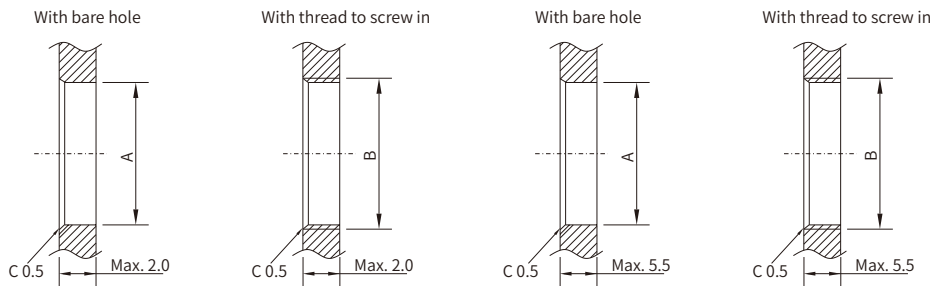
Specifications

Contacts	3	4
Pin layout(Male)		
Pin layout(Female)		
Standard	IEC 61076-2-105	
Ambient temperature	-25°C ~ +90°C	
Connector insert	TPU; PA+GF	
Connector contacts	Brass with gold plated	
Coupling nut/screw	Brass with nickel plated	
Seal/O-ring	Epoxy resin / FKM	
Insulation resistance	≥100MΩ	
Contact resistance	≤5mΩ	
Earth tag/pin	Unavailable	
IP rating	IP67 in locked condition	
Mating endurance	>500 cycles	
Rated current	1 A	
Rated voltage	60V AC/DC	

Part Number

Pins	Male	Female
3	MB05MBAFF03ST	MB05FBAFF03ST
4	MB05MBAFF04ST	MB05FBAFF04ST

Panel Cut-out Dimensions



	A	B
M5	5.0 ^{+0.1} ₋₀	M5x0.5
M7	7.0 ^{+0.1} ₋₀	M7x0.75

PCB Layout

